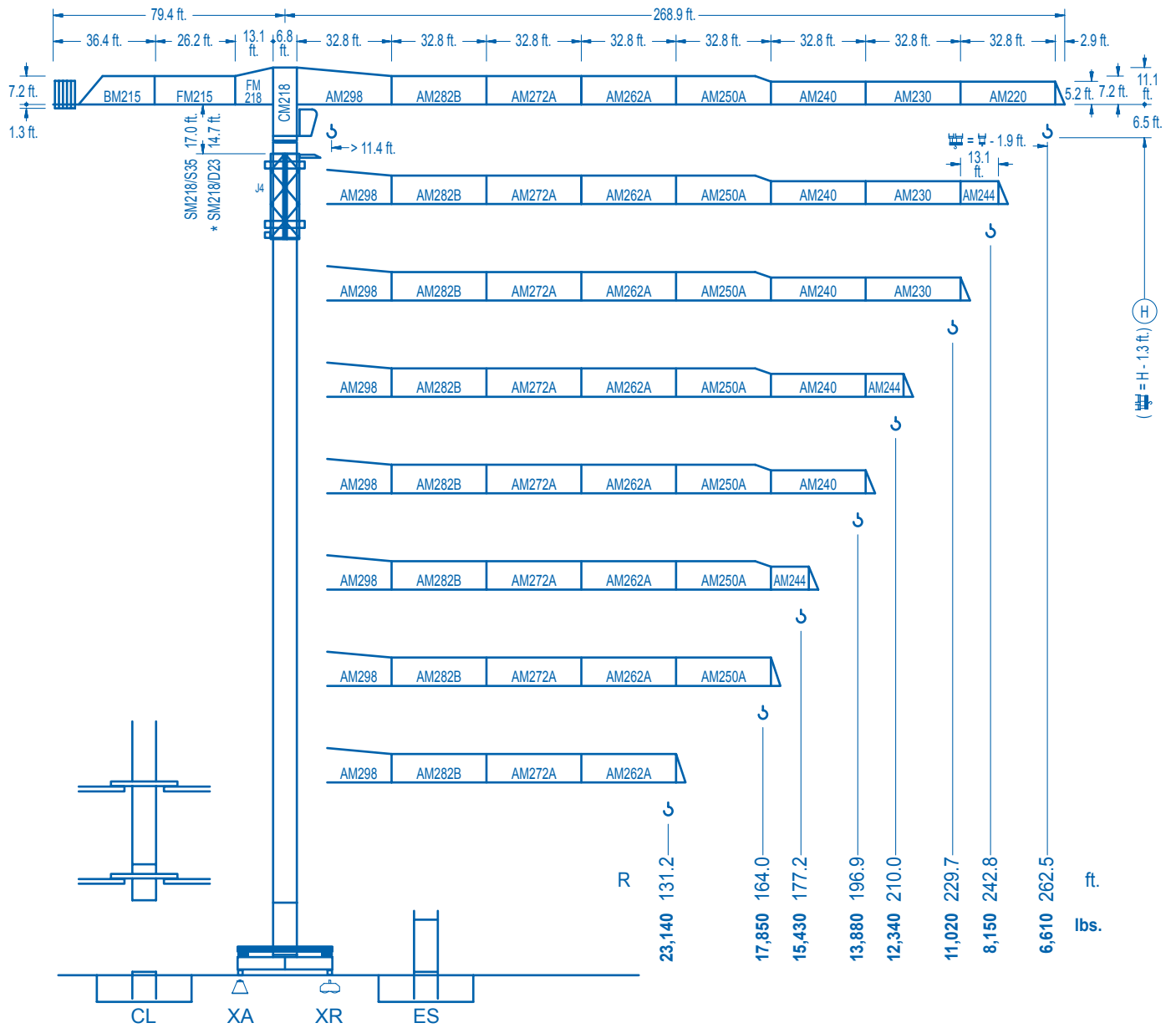


LC 2100

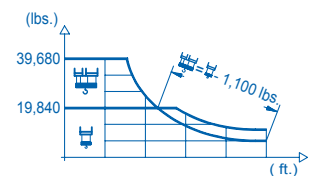
21 LC 400

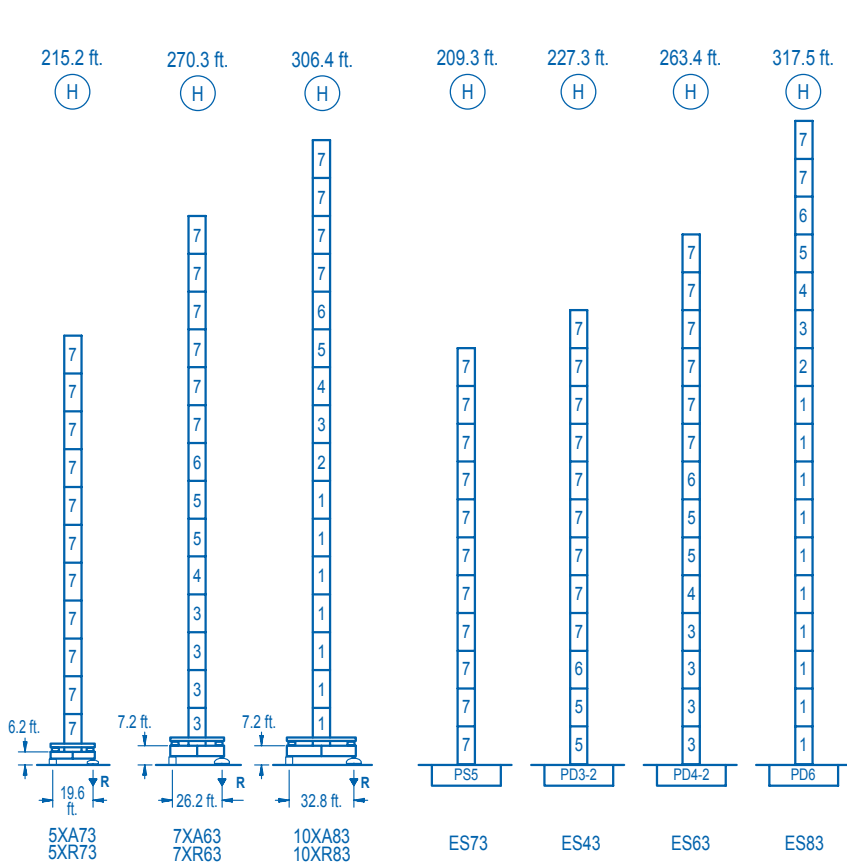
39,680 lbs.



CE EN 14439 (C/25)

R (ft.)	⌘				⌘											
262.5	54.5	65.6	82.0	98.8	100.1	111.5	131.2	144.4	164.0	177.2	196.9	210.0	229.7	242.8	262.5	ft.
	39,680	32,020	24,720	19,840	19,840	17,580	14,680	13,190	11,430	10,470	9,280	8,600	7,740	7,260	6,610	lbs.
242.8	59.1	65.6	82.0	107.6	110.2	111.5	131.2	144.4	164.0	177.2	196.9	210.0	229.7	242.8	ft.	
	39,680	35,220	27,250	19,840	19,840	19,560	16,350	14,710	12,760	11,700	10,380	9,640	8,690	8,150	lbs.	
229.7		71.2	82.0	98.4	111.5	129.9	135.2	144.4	164.0	177.2	196.9	210.0	229.7	ft.		
		39,680	33,760	27,420	23,730	19,840	19,840	18,440	16,030	14,720	13,100	12,190	11,020	lbs.		
210.0		71.5	82.0	98.4	111.5	130.9	136.5	144.4	164.0	177.2	196.9	210.0	ft.			
		39,680	33,970	27,600	23,880	19,840	19,840	18,670	16,220	14,910	13,270	12,340	lbs.			
196.9		73.8	82.0	98.4	111.5	135.5	142.1	144.4	164.0	177.2	196.9	ft.				
		39,680	35,250	28,670	24,830	19,840	19,840	19,510	16,970	15,590	13,880	lbs.				
177.2		72.8	82.0	98.4	111.5	133.5	140.7	144.4	164.0	177.2	ft.					
		39,680	34,700	28,200	24,430	19,840	19,840	19,300	16,780	15,430	lbs.					
164.0		76.4	82.0	98.4	111.5	140.4	149.0	164.0	ft.							
		39,680	36,710	29,870	25,900	19,840	19,840	17,850	lbs.							
131.2		80.4	82.0	98.4	111.5	131.2	ft.									
		39,680	38,740	31,550	27,370	23,140	lbs.									





R. máx. En servicio
In operation
En service
In Betrieb

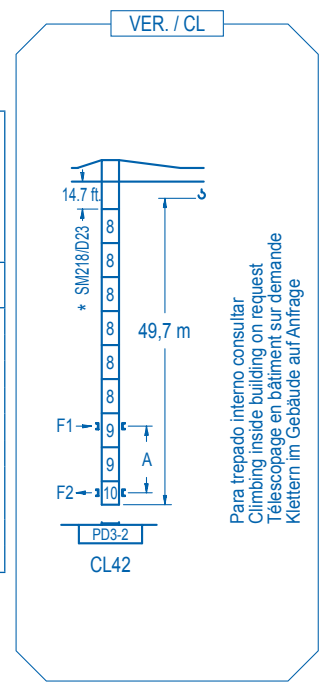
5XR73...283,730 lbs.
7XR63...266,320 lbs.
10XR83...274,260 lbs.

R. máx. Fuera de servicio
Out of service
Hors service
Ausser Betrieb

5XR73...324,300 lbs.
5XR73...415,570 lbs.
10XR83...466,060 lbs.

Para otras zonas de viento o alturas superiores consultar
For other wind zones or additional hook heights on request
Pour d'autres zones de vent ou des hauteurs supplémentaires sur demande
Für andere Windzonen oder weiteren Hakenhöhen auf Anfrage

nº	Ref.	h	h
1	D36	8.2	18.0
2	TD36A	8.2	18.0
3	D34	8.2	18.0
4	TD34	8.2	18.0
5	D33	8.2	18.0
6	TD33A	8.2	18.0
7	S35	8.2	18.0
8	D23	6.5	18.0
9	D23A	6.5	18.0
10	CLD23A	6.5	10.2



	5XA73	7XA63	10XA83
A max	168.6	223.7	259.8
B max	- 108.3	- 108.3	- 108.3
C max	154.9 154.9	154.9 154.9	154.9 154.9
H max	98.6 131.6	378.6 486.9	126.4 159.4

	ES73	ES43	ES63	ES83
A max	162.7	180.8	216.9	271.0
B max	108.3	108.3	108.3	108.3
C max	154.9 154.9	154.9 154.9	154.9 154.9	154.9 154.9
H max	317.6 425.9	335.6 443.9	371.7 480.0	425.9 534.1

CFU-7.5

10 hp.

0 ⇄ 308 ft./min

GR-12

4 x 88 ft.lbs.

0 ⇄ 0.7 rpm

TRA-7.5 **TRA-7.5**

2 x 55 ft.lbs. 4 x 55 ft.lbs.

0 ⇄ 78 ft./min

5XR43 7XR63
10XR83

*** TRA-7.5VC** **TRA-7.5VC**

2 x 55 ft.lbs. 4 x 55 ft.lbs.

0 ⇄ 78 ft./min

5XR43 7XR63
10XR83

EFU5-50-45

67hp.

2,590 ft

19,840 13,230 6,610 lbs. ft./min 262 393 512 2,200

39,680 26,450 13,230 lbs. ft./min 49 131 197 256 4,410

EFU6-65-45

87 hp.

2,590 ft

19,840 13,230 6,610 lbs. ft./min 147 328 492 656 722 1,760

39,680 26,450 13,230 lbs. ft./min 74 164 246 328 361 3,530

EFU4-110-45

148 hp.

2,590 ft

19,840 13,230 6,610 lbs. ft./min 196 393 590 800 4,410

39,680 26,450 13,230 lbs. ft./min 98 197 295 400 8,820

Tensión de alimentación Operating voltage Tension de service Betriebsspannung	480 V 3 ph 60 Hz
--	------------------------

Opcional Optional En option Kaufoption	*
---	---



Tel.: (34) 948 335 020
Fax: (34) 948 330 810
e-mail: info@comansa.com
www.comansa.com

Polígono Urbizkain
E-31620 HUARTE-PAMPLONA.- SPAIN

DS.1105.05.IA 02/11 21 LC 400 39,680 lbs.
